


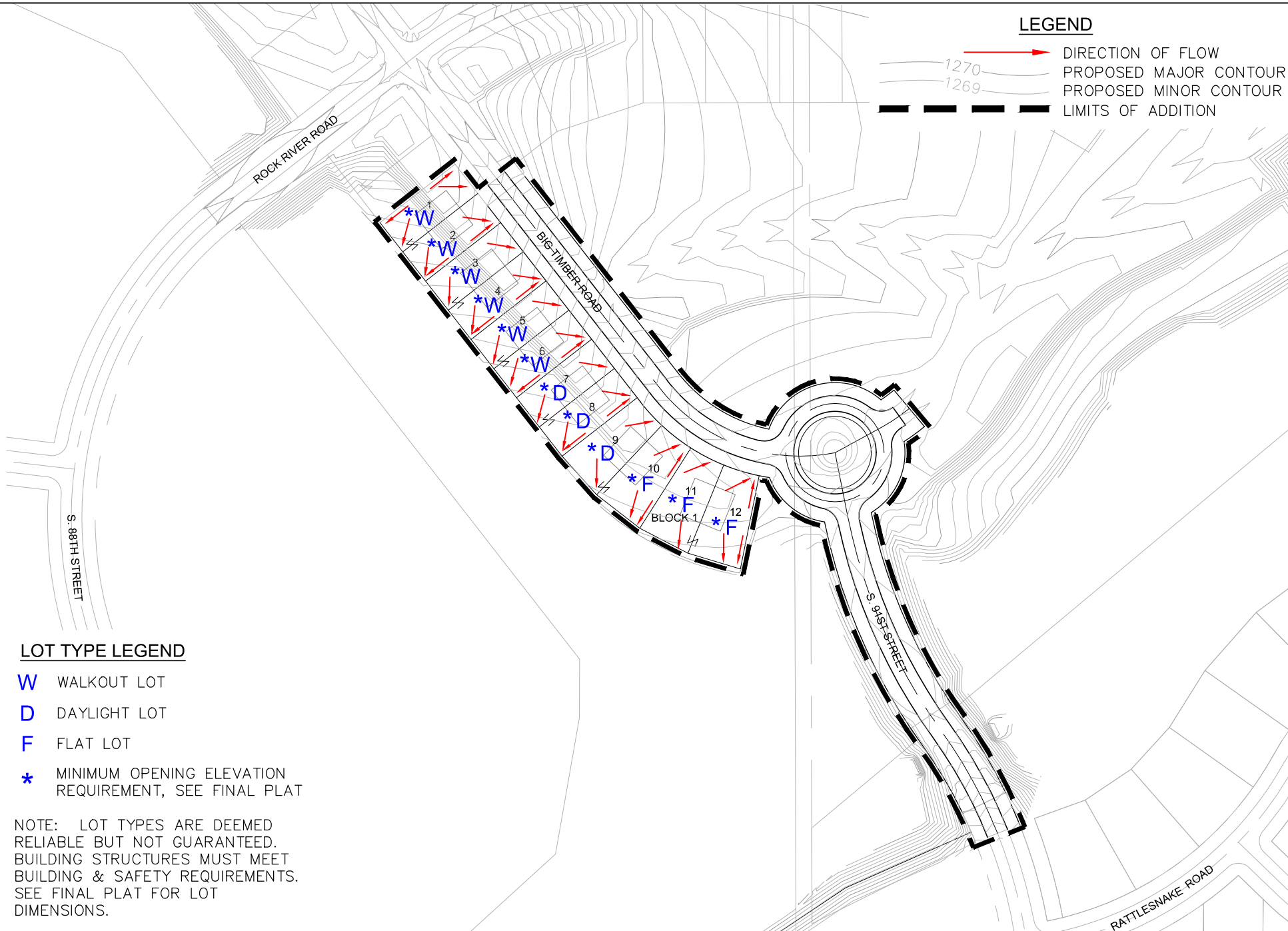


DWG: F:\2017\1001-1500\017-1391-E\40-Design\Exhibits\GNCV_WC3rd Lot Type Exhibit_E171391.dwg
 DATE: Dec 26, 2019 1:21pm
 USER: ehomes
 XREFS: C_XBASE_E171391 C_PBASE_E171391

LEGEND

-  DIRECTION OF FLOW
-  PROPOSED MAJOR CONTOUR
-  PROPOSED MINOR CONTOUR
-  LIMITS OF ADDITION



LOT TYPE LEGEND

- W** WALKOUT LOT
- D** DAYLIGHT LOT
- F** FLAT LOT
- *** MINIMUM OPENING ELEVATION REQUIREMENT, SEE FINAL PLAT

NOTE: LOT TYPES ARE DEEMED RELIABLE BUT NOT GUARANTEED. BUILDING STRUCTURES MUST MEET BUILDING & SAFETY REQUIREMENTS. SEE FINAL PLAT FOR LOT DIMENSIONS.

PROJECT NO:	E17-1391
DRAWN BY:	EAH
DATE:	12/26/2019

**WANDERING CREEK 3RD ADDITION
 LOT TYPE EXHIBIT**



601 P Street, Suite 200
 P.O. Box 84608
 Lincoln, NE 68508
 TEL 402.474.6311

EXHIBIT

1